

# CHARMING TREE FARM

A FREE TABLE RUNNER PATTERN BY HELLOMELLYDESIGNS



From **Main Fabric**: 5" stacker or mini charm pack

-84 @ 2 1/2" x 2 1/2" squares

For **Backing fabric\*** (for professional longarm quilter):

-1 1/4 yards

For **Binding fabric**: 1/4 yard

- Cut to 2 1/2" strips

From **Background**: 1/2 yard

- 6 @ 2 1/2" x 4 1/2" --- A

- 6 @ 2 1/2" x 3 1/2" --- B

- 6 @ 2 1/2" x 2 1/2" --- C

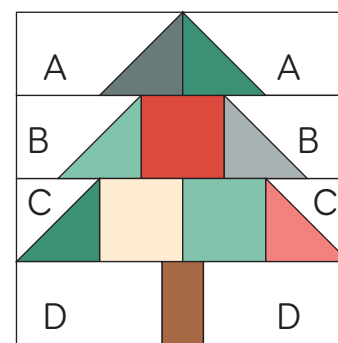
- 6 @ 2 1/2" x 4" --- D

- 4 @ 2 1/2" x 8 1/2" --- E

- 2 @ 2 1/2" x 32 1/2" --- F

From **Trunk Fabric**:

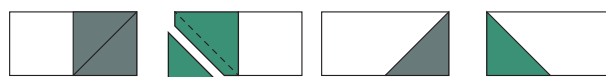
3 @ 1 1/2" x 2 1/2"



To make the tree, gather pieces A-D, as well as (9) main fabric squares and a trunk fabric piece.

On the wrong sides of (6) main fabric squares, mark along the diagonal.

On A pieces, place main fabric RST, each square on OPPOSITE sides of the A pieces. Sew along diagonal, and trim extra. Press towards main fabric.



Repeat process for B and C pieces.

For trunk, sew D pieces to both sides of trunk piece.




Assemble tree, sewing A units together, sewing B units to either side of a fabric square, and C units to either sides of two fabric squares.



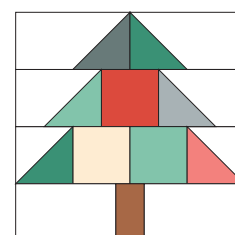
A



B



C

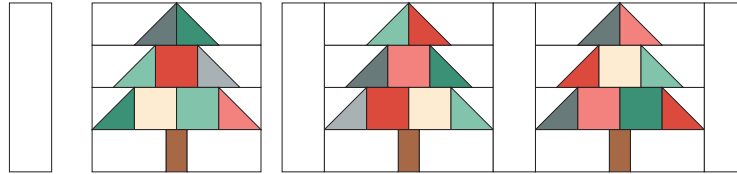


Sew rows together, and press seams open. Tree block should measure 8 1/2" x 8 1/2". Make 3 blocks.

Sew remaining main fabric blocks into row sets: two sets of (6) squares, and two sets of (18) squares. Press each set.

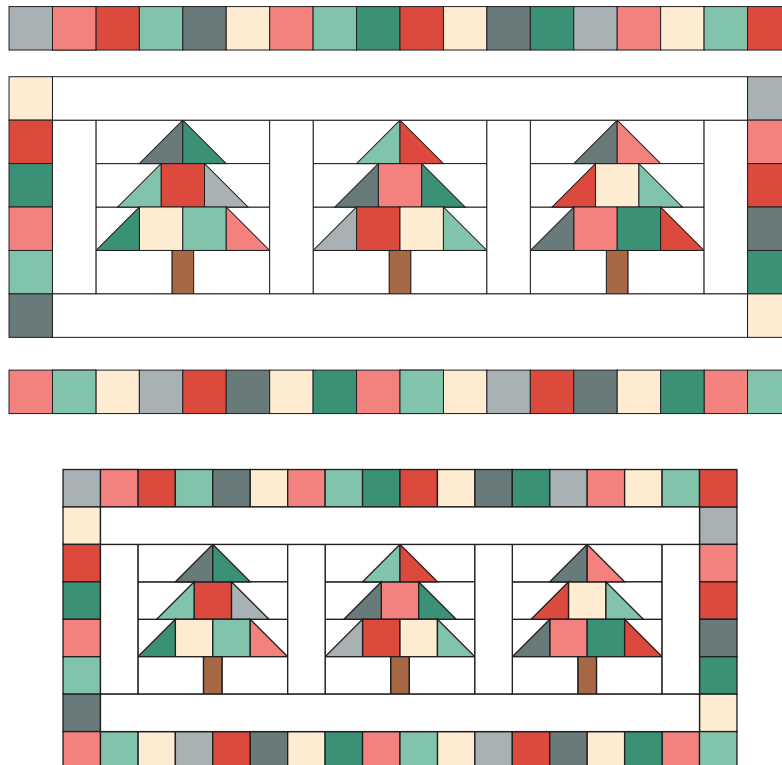


Sew piece E sashing and trees together into a row, and press toward sashing.



Sew piece F border to top and bottom of the tree row. Press towards border.

Sew smaller main fabric strip sets to sides of tree row, and press towards sashing. Add top and bottom main fabric strip sets, and press towards border.



Final quilt top should measure 16 1/2" x 36 1/2". Quilt and bind as desired.

For more quilting inspiration, including free patterns and tutorials, visit [www.hellomellydesigns.com](http://www.hellomellydesigns.com)

\* for domestic machine quilting, it is possible to use only 5/8 yard for backing.

This pattern is for PERSONAL USE only and may not be resold or redistributed. Copies from other sources besides [hellomellydesigns.com](http://hellomellydesigns.com) are infringing on copyright.

Products made with this pattern may be sold in small quantities with proper attribution.

© Hello Melly Designs 2022